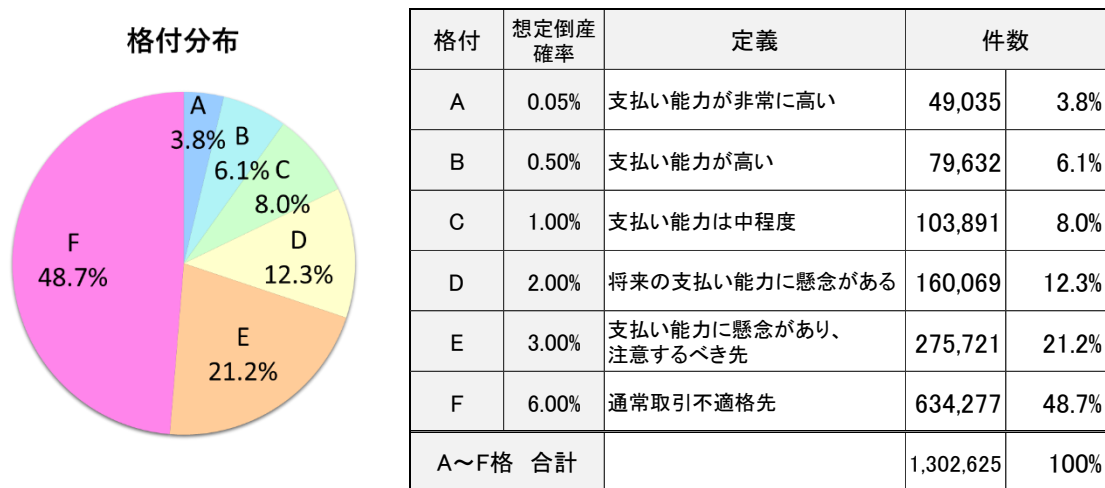


図表A 第16回「格付ロジック改定によるRM格付変動の影響」／格付分布

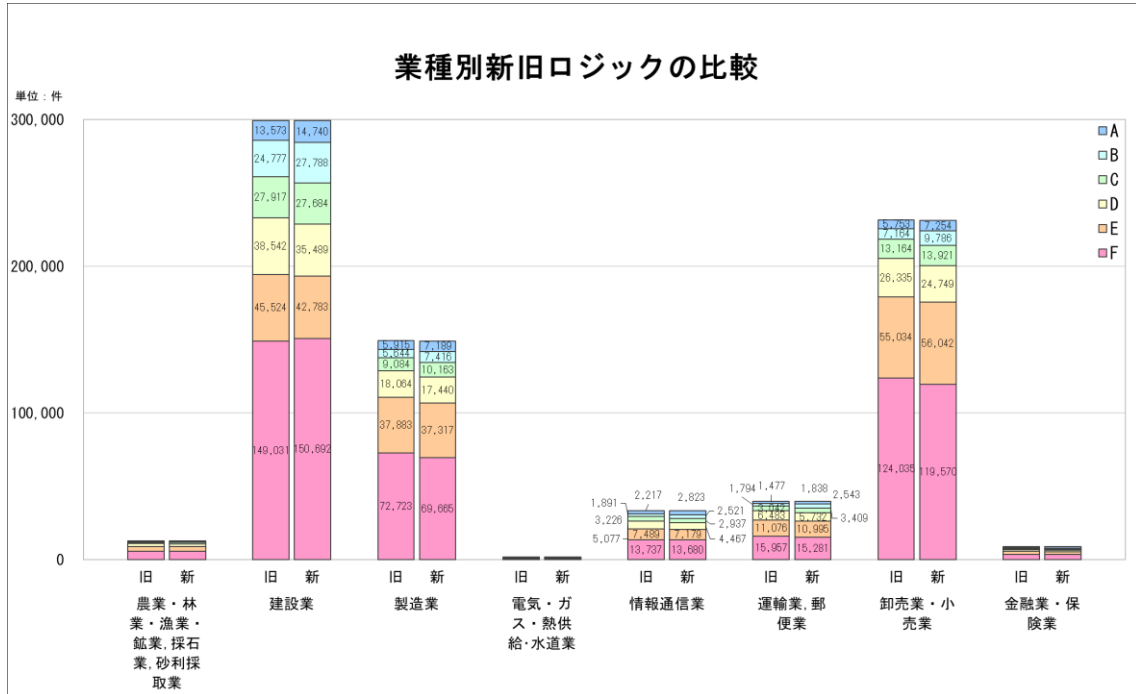


図表B 第16回「格付ロジック改定によるRM格付変動の影響」／全体遷移状況

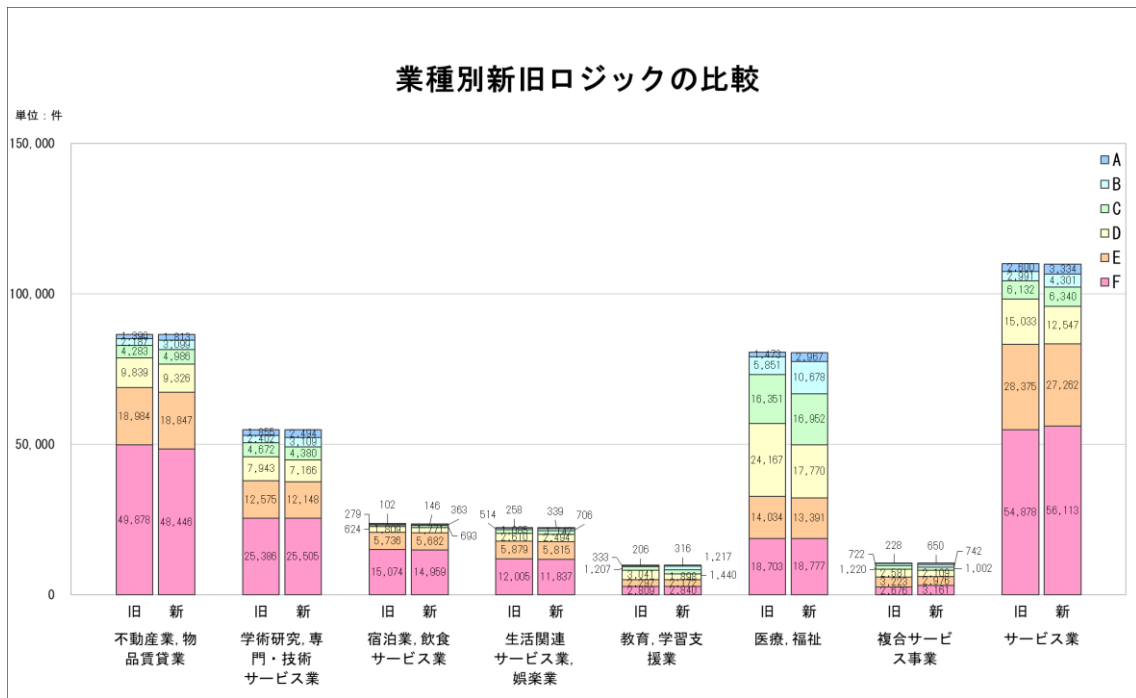
		2023年6月						合計	前回比	
		A	B	C	D	E	F		格上げ	格下げ
2023年5月	A	<b>38,494</b>	834	207	82	2	1	<b>39,620</b>	-	2.8%
	B	5,846	<b>50,554</b>	3,152	1,061	149	13	<b>60,775</b>	9.6%	7.2%
	C	4,692	17,317	<b>71,726</b>	5,728	1,524	116	<b>101,103</b>	21.8%	7.3%
	D	0	10,925	25,510	<b>132,581</b>	10,960	2,302	<b>182,278</b>	20.0%	7.3%
	E	3	2	3,290	18,809	<b>237,722</b>	23,577	<b>283,403</b>	7.8%	8.3%
	F	0	0	6	1,808	25,364	<b>608,268</b>	<b>635,446</b>	4.3%	-
合計		<b>49,035</b>	<b>79,632</b>	<b>103,891</b>	<b>160,069</b>	<b>275,721</b>	<b>634,277</b>	1,302,625	<b>8.7%</b>	<b>3.8%</b>



図表C 第16回「格付ロジック改定によるRM格付変動の影響」／業種別遷移状況



※件数詳細が非表示となっている業種については、図表D参考データを参照ください。



# RISMON GROUP NEW INFORMATION



## ●「リスモングループ NEW インフォメーション」●

図表D 第16回「格付ロジック改定によるRM格付変動の影響」／参考データ

業種コード	業種名称(漢字)	格付	A		B		C		D		E		F		合計	
01	農業	旧	299	3.13%	430	4.51%	671	7.03%	1,317	13.80%	2,385	25.00%	4,439	46.53%	9,541	100%
		新	347	3.64%	561	5.89%	690	7.24%	1,188	12.47%	2,319	24.33%	4,425	46.43%	9,530	100%
02	林業	旧	31	3.04%	50	4.91%	104	10.21%	150	14.72%	259	25.42%	425	41.71%	1,019	100%
		新	44	4.32%	57	5.59%	106	10.40%	139	13.64%	260	25.52%	413	40.53%	1,019	100%
03	漁業(水産養殖業を除く)	旧	3	0.47%	8	1.26%	31	4.90%	78	12.32%	211	33.33%	302	47.71%	633	100%
		新	5	0.79%	15	2.37%	31	4.91%	72	11.39%	213	33.70%	296	46.84%	632	100%
04	水産養殖業	旧	8	1.32%	11	1.82%	33	5.46%	98	16.23%	163	26.99%	291	48.18%	604	100%
		新	7	1.16%	22	3.65%	34	5.64%	98	16.25%	162	26.87%	280	46.43%	603	100%
05	鉱業、採石業、砂利採取業	旧	72	6.14%	81	6.91%	115	9.80%	206	17.56%	273	23.27%	426	36.32%	1,173	100%
		新	86	7.33%	107	9.12%	122	10.40%	179	15.26%	258	21.99%	421	35.89%	1,173	100%
06	総合工事業	旧	5,886	5.06%	12,139	10.43%	12,072	10.37%	14,062	12.09%	16,644	14.30%	55,555	47.74%	116,358	100%
		新	6,118	5.28%	13,280	11.42%	12,396	10.66%	12,932	11.12%	15,482	13.31%	56,071	48.22%	116,279	100%
07	職別工事業(設備工事業を除く)	旧	2,343	2.33%	4,770	4.75%	7,593	7.56%	12,412	12.35%	15,985	15.91%	57,390	57.11%	100,493	100%
		新	2,736	2.72%	5,677	5.65%	7,289	7.28%	11,625	11.57%	15,102	15.04%	58,011	57.76%	100,440	100%
08	設備工事業	旧	5,344	6.48%	7,868	9.54%	8,252	10.00%	12,068	14.63%	12,895	15.63%	36,086	43.73%	82,513	100%
		新	5,886	7.14%	8,831	10.71%	7,999	9.70%	10,932	13.26%	12,199	14.79%	36,610	44.40%	82,457	100%
09	食料品製造業	旧	537	3.16%	475	2.80%	848	4.99%	2,084	12.28%	4,169	24.56%	8,864	52.21%	16,977	100%
		新	688	4.06%	669	3.94%	1,007	5.94%	1,930	11.38%	4,151	24.47%	8,517	50.21%	16,982	100%
10	飲料・たばこ・飼料製造業	旧	119	3.42%	110	3.16%	197	5.66%	448	12.86%	887	25.47%	1,722	49.44%	3,483	100%
		新	134	3.85%	145	4.16%	224	6.43%	425	12.20%	869	24.95%	1,686	48.41%	3,483	100%
11	繊維工業	旧	168	1.75%	196	2.04%	371	3.86%	818	8.51%	2,358	24.54%	5,696	59.29%	9,607	100%
		新	208	2.17%	277	2.89%	391	4.07%	824	8.59%	2,372	24.72%	5,525	57.57%	9,597	100%
12	木材・木製品製造業(家具を除く)	旧	71	1.88%	120	3.17%	165	4.38%	377	9.96%	900	23.78%	2,151	56.84%	3,784	100%
		新	82	2.17%	151	3.99%	195	5.16%	357	9.44%	904	23.92%	2,091	56.32%	3,780	100%
13	家具・装備品製造業	旧	51	1.59%	77	2.40%	145	4.52%	289	9.01%	750	23.39%	1,895	59.09%	3,207	100%
		新	65	2.03%	110	3.43%	155	4.84%	300	9.36%	723	22.56%	1,852	57.78%	3,205	100%
14	ハルブ・紙・紙加工品製造業	旧	180	4.55%	158	4.00%	292	7.39%	532	13.46%	1,077	27.25%	1,713	43.35%	3,952	100%
		新	221	5.60%	240	6.08%	305	7.73%	481	12.19%	1,100	27.87%	1,600	40.54%	3,947	100%
15	印刷・同関連業	旧	105	1.20%	158	1.81%	305	3.49%	742	8.49%	2,326	26.62%	5,102	58.39%	8,738	100%
		新	143	1.64%	214	2.45%	368	4.22%	708	8.12%	2,398	27.49%	4,893	56.09%	8,724	100%
16	化学工業	旧	794	15.18%	415	7.94%	513	9.81%	783	14.97%	1,049	20.06%	1,675	32.03%	5,229	100%
		新	877	16.78%	497	9.51%	521	9.97%	706	13.51%	1,031	19.73%	1,593	30.49%	5,225	100%
17	石油製品・石炭製品製造業	旧	54	10.93%	65	13.16%	77	15.99%	89	18.02%	98	19.84%	111	22.47%	494	100%
		新	64	12.98%	80	16.23%	71	14.40%	87	17.65%	85	17.24%	106	21.50%	493	100%
18	プラスチック製品製造業	旧	322	4.31%	322	4.31%	547	7.32%	1,025	13.72%	2,056	27.51%	3,201	42.83%	7,473	100%
		新	410	5.49%	445	5.96%	604	8.09%	972	13.02%	2,018	27.02%	3,019	40.43%	7,468	100%
19	ゴム製品製造業	旧	96	5.68%	67	3.95%	126	7.43%	224	13.22%	460	27.14%	722	42.60%	1,695	100%
		新	110	6.50%	95	5.61%	125	7.38%	214	12.64%	458	27.05%	691	40.82%	1,693	100%
20	なめし革・同製品・毛皮製造業	旧	6	0.56%	17	1.57%	40	3.70%	82	7.59%	320	29.60%	616	56.98%	1,081	100%
		新	10	0.92%	26	2.40%	38	3.51%	90	8.31%	321	29.64%	598	55.22%	1,083	100%
21	窯業・土石製品製造業	旧	287	4.27%	384	5.71%	614	9.12%	935	13.90%	1,547	22.99%	2,962	44.02%	6,729	100%
		新	373	5.55%	503	7.48%	655	9.74%	864	12.85%	1,509	22.45%	2,819	41.93%	6,723	100%
22	鉄鋼業	旧	209	8.04%	161	6.19%	211	8.12%	374	14.39%	653	25.13%	991	38.13%	2,599	100%
		新	251	9.66%	174	6.70%	265	10.20%	346	13.32%	623	23.99%	938	36.12%	2,597	100%
23	非鉄金属製造業	旧	117	6.04%	140	7.23%	154	7.95%	250	12.91%	511	26.38%	765	39.49%	1,937	100%
		新	134	6.93%	168	8.69%	168	8.69%	251	12.98%	501	25.90%	712	36.81%	1,934	100%
24	金属製品製造業	旧	456	2.22%	615	2.99%	1,247	6.07%	2,608	12.69%	5,594	27.23%	10,025	48.80%	20,545	100%
		新	601	2.93%	861	4.19%	1,455	7.09%	2,584	12.59%	5,451	26.55%	9,580	46.66%	20,532	100%
25	はん用機械器具製造業	旧	343	4.88%	282	4.01%	412	5.87%	855	12.17%	1,842	26.22%	3,290	46.84%	7,024	100%
		新	391	5.57%	376	5.36%	473	6.74%	867	12.35%	1,786	25.45%	3,126	44.54%	7,019	100%
26	生産用機械器具製造業	旧	494	3.53%	557	3.99%	842	6.03%	1,638	11.72%	3,627	25.95%	6,817	48.78%	13,975	100%
		新	598	4.28%	727	5.21%	949	6.80%	1,668	11.95%	3,566	25.54%	6,456	46.23%	13,964	100%
27	業務用機械器具製造業	旧	200	5.76%	171	4.92%	232	6.68%	477	13.73%	929	26.73%	1,466	42.19%	3,475	100%
		新	251	7.23%	203	5.85%	248	7.14%	471	13.56%	893	25.71%	1,407	40.51%	3,473	100%
28	電子部品・デバイス・電子回路製造業	旧	223	6.37%	162	4.63%	259	7.40%	503	14.38%	857	24.49%	1,495	42.73%	3,499	100%
		新	260	7.44%	196	5.61%	303	8.67%	458	13.10%	851	24.35%	1,427	40.83%	3,495	100%
29	電気機械器具製造業	旧	419	5.73%	368	5.03%	523	7.16%	990	13.54%	1,803	24.67%	3,206	43.86%	7,309	100%
		新	507	6.95%	473	6.48%	576	7.89%	946	12.96%	1,727	23.66%	3,070	42.06%	7,299	100%
30	情報通信機械器具製造業	旧	122	7.68%	78	4.91%	127	8.00%	211	13.29%	368	23.17%	682	42.95%	1,588	100%
		新	144	9.08%	94	5.93%	131	8.26%	209	13.18%	349	22.01%	659	41.55%	1,588	100%
31	輸送用機械器具製造業	旧	343	6.02%	322	5.65%	437	7.67%	805	14.12%	1,522	26.70%	2,272	39.85%	5,701	100%
		新	422	7.40%	385	6.75%	493	8.65%	769	13.49%	1,493	26.19%	2,138	37.51%	5,700	100%
32	その他の製造業	旧	199	2.16%	224	2.43%	400	4.34%	925	10.04%	2,180	23.66%	5,284	57.36%	9,212	100%
		新	245	2.66%	307	3.33%	443	4.81%	913	9.92%	2,138	23.22%	5,162	56.06%	9,208	100%
33	電気業	旧	84	6.06%	104	7.51%	118	8.52%	174	12.56%	248	17.91%	657	47.44%	1,385	100%
		新	93	6.73%	117	8.47%	139	10.06%	165	11.94%	234	16.93%	634	45.88%	1,382	100%
34	ガス業	旧	83	40.10%	35	16.91%	35	16.91%	24	11.59%	15	7.25%	15	7.25%	207	100%
		新	85	41.06%	44	21.26%	29	14.01%	24	11.59%	15	7.25%	10	4.83%	207	100%
35	熱供給業	旧	39	52.70%	22	29.73%	5	6.76%	5	6.76%	3	4.05%	0	0.00%	74	100%
		新	43	58.11%	20	27.03%	3	4.05%	5	6.76%	3	4.05%	0	0.00%	74	100%
36	水道業	旧	52	20.55%	24	9.49%	44	17.39%	48	18.97%	35	13.83%	50	19.76%	253	100%
		新	58	22.83%	34	13.39%	38	14.96%	39	15.35%	31	12.20%	54	21.26%	254	100%
37	通信業	旧														

# RISMON GROUP NEW INFORMATION



## ●リスモングループ NEW インフォメーション●

39	情報サービス業	旧	1,652	7.00%	1,409	5.97%	2,490	10.55%	3,784	16.03%	5,145	21.80%	9,120	38.64%	23,800	100%
		新	2,122	9.00%	1,899	8.05%	2,274	9.64%	3,261	13.83%	4,930	20.91%	9,091	38.58%	23,577	100%
40	インターネット 附随サービス業	旧	76	4.94%	103	6.69%	112	7.27%	230	14.94%	349	22.66%	670	43.51%	1,540	100%
		新	87	5.65%	119	7.73%	104	6.78%	229	14.88%	310	20.14%	690	44.83%	1,539	100%
41	映像・音声・文 字情報制作業	旧	227	3.26%	235	3.37%	414	5.95%	838	12.04%	1,757	25.23%	3,492	50.15%	6,983	100%
		新	295	4.24%	309	4.44%	421	6.05%	765	10.99%	1,714	24.63%	3,454	49.64%	6,958	100%
42	鉄道業	旧	9	3.54%	48	18.90%	35	13.78%	41	16.14%	50	19.69%	71	27.95%	254	100%
		新	11	4.33%	51	20.08%	33	12.99%	40	15.75%	49	19.29%	70	27.56%	254	100%
43	道路旅客運送 業	旧	25	0.53%	125	2.63%	160	3.37%	436	9.18%	1,215	25.58%	2,788	58.71%	4,749	100%
		新	32	0.67%	146	3.08%	171	3.60%	442	9.31%	1,262	26.59%	2,693	56.74%	4,746	100%
44	道路貨物運送 業	旧	796	2.93%	1,032	3.80%	2,082	7.66%	4,688	17.25%	7,948	29.25%	10,624	39.10%	27,170	100%
		新	1,011	3.72%	1,591	5.86%	2,427	8.94%	4,107	15.13%	7,868	28.98%	10,143	37.36%	27,147	100%
45	水運業	旧	46	3.57%	75	5.82%	100	7.76%	184	14.29%	332	25.78%	551	42.78%	1,288	100%
		新	60	4.66%	94	7.30%	113	8.77%	165	12.81%	331	25.70%	525	40.76%	1,288	100%
46	航空運輸業	旧	17	6.44%	26	9.85%	22	8.33%	42	15.91%	52	19.70%	105	38.77%	284	100%
		新	21	7.98%	26	9.89%	21	7.98%	44	16.73%	45	17.11%	106	40.30%	283	100%
47	倉庫業	旧	191	10.18%	161	8.58%	216	11.51%	357	19.03%	449	23.93%	502	26.76%	1,876	100%
		新	240	12.79%	221	11.78%	212	11.30%	301	16.04%	437	23.29%	465	24.79%	1,876	100%
48	運輸に附帯す るサービス業	旧	393	9.31%	326	7.72%	426	10.09%	733	17.36%	1,029	24.37%	1,315	31.15%	4,222	100%
		新	463	10.98%	412	9.77%	431	10.22%	633	15.01%	1,001	23.73%	1,278	30.30%	4,218	100%
49	郵便業(信書 便事業を含む)	旧	0	0.00%	1	16.67%	1	16.67%	2	33.33%	1	16.67%	1	16.67%	6	100%
		新	0	0.00%	2	33.33%	1	16.67%	0	0.00%	2	33.33%	1	16.67%	6	100%
50	各種商品卸売 業	旧	102	2.72%	116	3.09%	207	5.52%	485	12.94%	1,031	27.50%	1,808	48.23%	3,749	100%
		新	125	3.33%	179	4.77%	230	6.13%	478	12.75%	1,016	27.10%	1,721	45.91%	3,749	100%
51	繊維・衣服等 卸売業	旧	93	1.14%	169	2.07%	334	4.09%	787	9.63%	2,137	26.15%	4,653	56.93%	8,173	100%
		新	135	1.65%	251	3.07%	382	4.68%	782	9.58%	2,145	26.27%	4,469	54.74%	8,164	100%
52	飲食料品卸売 業	旧	436	1.91%	597	2.61%	1,215	5.31%	2,880	12.59%	6,275	27.44%	11,468	50.14%	22,871	100%
		新	617	2.70%	886	3.88%	1,365	5.97%	2,676	11.71%	6,399	28.00%	10,910	47.74%	22,853	100%
53	建築材料、鉱 物・金属材料 等卸売業	旧	1,402	5.09%	1,595	5.79%	2,479	9.00%	3,736	13.57%	6,480	23.54%	11,841	43.01%	27,533	100%
		新	1,668	6.06%	2,034	7.39%	2,491	9.06%	3,605	13.11%	6,487	23.58%	11,223	40.80%	27,508	100%
54	機械器具卸売 業	旧	1,607	4.72%	1,777	5.22%	2,627	7.72%	4,631	13.61%	8,419	24.75%	14,960	43.97%	34,021	100%
		新	1,975	5.81%	2,229	6.55%	2,804	8.24%	4,284	12.60%	8,554	25.15%	14,163	41.84%	34,009	100%
55	その他の卸売 業	旧	771	2.71%	907	3.19%	1,853	6.51%	3,384	11.89%	7,599	26.70%	13,947	49.00%	28,461	100%
		新	1,013	3.58%	1,267	4.45%	1,872	6.58%	3,254	11.44%	7,832	27.53%	13,209	46.43%	28,447	100%
56	各種商品小売 業	旧	81	7.36%	96	8.72%	99	8.90%	152	13.81%	254	23.07%	420	38.15%	1,101	100%
		新	98	8.93%	116	10.56%	87	7.92%	140	12.75%	257	23.41%	400	36.43%	1,098	100%
57	繊維・衣服・身 の回り品小売 業	旧	37	0.34%	81	0.74%	206	1.89%	569	5.22%	1,734	15.92%	8,267	75.89%	10,894	100%
		新	43	0.40%	125	1.15%	223	2.05%	566	5.20%	1,815	16.68%	8,108	74.52%	10,880	100%
58	飲食料品小売 業	旧	139	0.81%	239	1.39%	565	3.28%	1,489	8.64%	3,835	22.24%	10,976	63.65%	17,243	100%
		新	193	1.12%	357	2.07%	629	3.65%	1,400	8.12%	3,902	22.64%	10,753	62.39%	17,234	100%
59	機械器具小売 業	旧	399	1.34%	635	2.13%	1,394	4.68%	3,264	10.95%	6,754	22.66%	17,359	58.24%	29,805	100%
		新	522	1.75%	936	3.14%	1,477	4.96%	2,993	10.05%	6,941	23.31%	16,909	56.78%	29,778	100%
60	その他の小売 業	旧	628	1.38%	909	1.97%	2,063	4.48%	4,729	10.27%	10,122	21.99%	27,580	59.92%	46,031	100%
		新	794	1.73%	1,339	2.91%	2,236	4.86%	4,363	9.48%	10,325	22.44%	26,945	58.57%	46,002	100%
61	無店舗小売業	旧	58	3.62%	43	2.68%	123	7.67%	229	14.29%	394	24.58%	756	47.16%	1,803	100%
		新	71	4.44%	67	4.19%	125	7.81%	208	13.00%	369	23.06%	760	47.50%	1,800	100%
64	貸金業、クレジ ットカード業等 非預金信用機関	旧	129	11.78%	130	11.87%	115	10.50%	169	15.43%	222	20.27%	330	30.14%	1,095	100%
		新	166	14.86%	142	12.71%	126	11.28%	152	13.61%	216	19.34%	315	28.20%	1,117	100%
65	金融商品取引 業、商品先物取 引業	旧	326	15.11%	264	12.23%	290	13.44%	338	15.66%	367	17.01%	573	26.55%	2,158	100%
		新	373	17.16%	309	14.21%	284	13.06%	309	14.21%	325	14.95%	574	26.40%	2,174	100%
67	保険業(保険媒 介代理業、保険サ ービス業を含む)	旧	227	4.05%	197	3.52%	270	4.82%	725	12.95%	1,248	22.29%	2,933	52.38%	5,600	100%
		新	268	4.79%	238	4.25%	258	4.61%	680	12.16%	1,210	21.63%	2,940	52.58%	5,594	100%
68	不動産取引業	旧	294	0.72%	608	1.61%	1,111	3.93%	3,964	9.67%	7,789	19.91%	26,711	65.19%	40,977	100%
		新	410	1.00%	818	2.00%	1,783	4.35%	3,918	9.57%	7,665	18.72%	26,354	64.38%	40,948	100%
69	不動産賃貸 業・管理業	旧	783	2.00%	1,166	2.99%	2,066	5.29%	5,046	12.92%	9,766	25.01%	20,226	51.79%	39,053	100%
		新	1,003	2.57%	1,753	4.49%	2,622	6.72%	4,642	11.89%	9,750	24.97%	19,275	49.37%	38,045	100%
70	物品賃貸業	旧	313	4.79%	413	6.32%	606	9.28%	829	12.69%	1,429	21.88%	2,941	45.03%	6,531	100%
		新	400	6.13%	528	8.09%	581	8.91%	766	11.74%	1,432	21.95%	2,817	43.18%	6,524	100%
71	学術・開発研 究機関	旧	60	9.52%	35	5.58%	74	11.75%	133	21.11%	133	21.11%	195	30.95%	630	100%
		新	70	11.15%	57	9.08%	77	12.26%	101	16.08%	130	20.70%	193	30.73%	628	100%
72	専門サービス 業	旧	1,003	4.33%	1,056	4.56%	1,804	7.79%	3,406	14.70%	5,555	23.97%	10,346	44.65%	23,170	100%
		新	1,193	5.15%	1,259	5.44%	1,802	7.78%	3,039	13.12%	5,353	23.11%	10,514	45.40%	23,160	100%
73	広告業	旧	193	3.64%	202	3.81%	403	7.60%	766	14.44%	1,396	26.31%	2,346	44.21%	5,306	100%
		新	217	4.09%	272	5.13%	424	7.99%	691	13.03%	1,363	25.70%	2,337	44.06%	5,304	100%
74	技術サービス 業	旧	599	2.33%	1,109	4.31%	2,391	9.29%	3,638	14.14%	5,491	21.34%	12,499	48.58%	25,727	100%
		新	1,014	3.94%	1,521	5.92%	2,077	8.06%	3,335	12.97%	5,302	20.62%	12,461	48.47%	25,710	100%
75	宿泊業	旧	21	0.31%	66	0.97%	181	2.67%	552	8.13%	1,633	24.05%	4,338	63.88%	6,791	100%
		新	26	0.38%	99	1.46%	202	2.97%	588	8.66%	1,633	24.04%	4,244	62.49%	6,792	100%
76	飲食店	旧	70	0.43%	180	1.10%	404	2.47%	1,183	7.24%	3,970	24.29%	10,540	64.48%	16,347	100%
		新	100	0.61%	222	1.36%	463	2.83%	1,107	6.78%	3,924	24.02%	10,519	64.40%	16,335	100%
77	持ち帰り・配達 飲食サービス 業	旧	11	2.26%	33	6.79%	39	8.02%	74	15.23%	133	27.37%	196	40.33%	486	100%
		新	20	4.11%	42	8.62%	28	5.75%	76	15.61%	125	25.67%	196	40.25%		

# RISMON GROUP NEW INFORMATION



## ●リスモングループ NEW インフォメーション●

80	娯楽業	旧	126	1.68%	280	3.73%	492	6.55%	1,071	14.27%	2,147	28.60%	3,390	45.16%	<b>7,506</b>	<b>100%</b>
		新	165	2.20%	352	4.69%	539	7.18%	1,053	14.03%	2,103	28.02%	3,293	43.88%	<b>7,506</b>	<b>100%</b>
81	学校教育	旧	154	2.41%	264	4.13%	1,007	15.74%	2,559	39.99%	1,399	21.86%	1,016	15.88%	<b>6,399</b>	<b>100%</b>
		新	252	3.94%	1,091	17.07%	1,233	19.30%	1,472	23.04%	1,302	20.38%	1,040	16.28%	<b>6,399</b>	<b>100%</b>
82	その他の教育、学習支援業	旧	52	1.49%	69	1.97%	200	5.72%	482	13.80%	898	25.70%	1,793	51.32%	<b>3,494</b>	<b>100%</b>
		新	64	1.83%	126	3.61%	207	5.93%	426	12.20%	870	24.91%	1,800	51.53%	<b>3,494</b>	<b>100%</b>
83	医療業	旧	1,301	2.57%	5,274	10.43%	13,224	26.14%	10,827	21.40%	8,381	16.57%	11,581	22.89%	<b>50,588</b>	<b>100%</b>
		新	2,512	4.97%	6,890	13.63%	11,981	23.70%	9,800	19.39%	8,011	15.85%	11,357	22.47%	<b>50,551</b>	<b>100%</b>
84	保健衛生	旧	44	9.40%	26	5.56%	67	14.32%	133	28.42%	98	20.94%	100	21.37%	<b>468</b>	<b>100%</b>
		新	52	11.13%	54	11.56%	70	14.99%	102	21.84%	97	20.77%	92	19.70%	<b>467</b>	<b>100%</b>
85	社会保険・社会福祉・介護事業	旧	128	0.43%	551	1.87%	3,060	10.36%	13,207	44.73%	5,555	18.82%	7,022	23.78%	<b>29,523</b>	<b>100%</b>
		新	403	1.37%	3,734	12.65%	4,901	16.60%	7,868	26.66%	5,283	17.90%	7,328	24.83%	<b>29,517</b>	<b>100%</b>
87	協同組合	旧	228	2.14%	722	6.78%	1,220	11.46%	2,581	24.23%	3,223	30.26%	2,676	25.13%	<b>10,650</b>	<b>100%</b>
		新	650	6.11%	742	6.97%	1,002	9.42%	2,109	19.82%	2,976	27.97%	3,161	29.71%	<b>10,640</b>	<b>100%</b>
88	廃棄物処理業	旧	607	6.39%	652	6.86%	1,138	11.98%	1,629	17.15%	2,274	23.94%	3,200	33.68%	<b>9,500</b>	<b>100%</b>
		新	763	8.03%	914	9.62%	1,058	11.14%	1,424	14.99%	2,212	23.29%	3,128	32.93%	<b>9,499</b>	<b>100%</b>
89	自動車整備業	旧	71	0.48%	159	1.08%	623	4.25%	1,661	11.33%	4,272	29.13%	7,877	53.72%	<b>14,663</b>	<b>100%</b>
		新	112	0.76%	263	1.79%	623	4.25%	1,575	10.75%	4,519	30.84%	7,560	51.60%	<b>14,652</b>	<b>100%</b>
90	機械等修理業	旧	181	4.49%	212	5.26%	339	8.41%	541	13.42%	927	23.00%	1,830	45.41%	<b>4,030</b>	<b>100%</b>
		新	233	5.79%	253	6.29%	309	7.68%	502	12.48%	933	23.20%	1,792	44.55%	<b>4,022</b>	<b>100%</b>
91	職業紹介・労働者派遣業	旧	304	5.09%	355	5.94%	617	10.32%	1,230	20.58%	1,624	27.17%	1,847	30.90%	<b>5,977</b>	<b>100%</b>
		新	394	6.60%	461	7.72%	624	10.45%	1,054	17.65%	1,582	26.49%	1,858	31.11%	<b>5,973</b>	<b>100%</b>
92	その他の事業サービス業	旧	1,301	5.62%	1,192	5.15%	2,100	9.08%	3,766	16.28%	5,528	23.89%	9,250	39.98%	<b>23,137</b>	<b>100%</b>
		新	1,614	6.98%	1,605	6.94%	1,979	8.56%	3,285	14.21%	5,419	23.43%	9,222	39.88%	<b>23,124</b>	<b>100%</b>
93	政治・経済・文化団体	旧	113	0.22%	406	0.78%	1,283	2.45%	6,127	11.70%	13,666	26.09%	30,782	58.77%	<b>52,377</b>	<b>100%</b>
		新	189	0.36%	784	1.50%	1,714	3.28%	4,639	8.87%	12,513	23.92%	32,463	62.07%	<b>52,302</b>	<b>100%</b>
95	その他のサービス業	旧	23	7.08%	15	4.62%	32	9.85%	79	24.31%	84	25.85%	92	28.31%	<b>325</b>	<b>100%</b>
		新	29	8.92%	21	6.46%	33	10.15%	68	20.92%	84	25.85%	90	27.69%	<b>325</b>	<b>100%</b>
合計		旧	<b>38,400</b>	<b>3.27%</b>	<b>57,905</b>	<b>4.92%</b>	<b>93,838</b>	<b>7.98%</b>	<b>164,856</b>	<b>14.02%</b>	<b>253,538</b>	<b>21.56%</b>	<b>567,333</b>	<b>48.25%</b>	<b>1,175,870</b>	<b>100%</b>
		新	<b>47,478</b>	<b>4.04%</b>	<b>75,935</b>	<b>6.46%</b>	<b>96,909</b>	<b>8.25%</b>	<b>146,008</b>	<b>12.43%</b>	<b>247,855</b>	<b>21.08%</b>	<b>560,888</b>	<b>47.73%</b>	<b>1,175,073</b>	<b>100%</b>